

Comics by Sourabh Phadke

Sourabh Phadke is an Indian School teacher and architect (the former by choice, the latter by chance) amongst other fictitious titles. He works with children on matters of exceeding importance including mud balls, the birds & the bees (literally), junk toys, pee-poo and stuff around us. He is also known to build houses of all things natural and junk, and is frequently found professing the same among organic circles. He is the author and illustrator for a number of publications which include ,The Muddy Micromanuals!’, ,Toilet’, and ,Poo’.

Author: Sourabh Phadke

In this part we publish some illustrations from Sourabh Phadke’s illustration book called „Poo“. The book is full of simple drawings, which are telling short stories on several topics including

- Why sanitation? A case against open defecation;
- Paradigms – from line to loop;
- The real deal;
- Pee & Poo;
- Technology & miracles;
- Hardware – first process, then product.

For the SSP journal we have chosen some examples from the chapters “Pee & Poo”: the value of urine and the importance of hand washing and “Hardware”: soak pit and UDDTs.

Additionally, we choose another example of Sourabh Phadke’s work, i.e. the comic “Toilet”, because of the extraordinary style of the illustrations. “Toilet” is actually a manual on building a urinediverting dry toilet with cob and recycling material.

Selected pieces from the chapter "Pee & Poo"



One of lifes greatest joys:
to Pee!



We pee more than a
litre everyday!



Pee is a complex concoction



Usually sterile, harmless!



It is mostly water



But contains a host of
other chemicals!



Pee is an excellent fertiliser



Which has to be diluted before application



Who needs those chemical fertilisers anyways?



With regular use of pee,



We can get fantastic results!!



Pee is versatile..




A toilet is not enough to ensure health



Our behaviour should be hygienic



We must wash our hands with soap and water



After we poo poo



And before cooking or eating



We can reduce chances of disease drastically!

Soak Pit from the chapter "Hardware"



All of us have seen a sieve



A soak pit is where the ground acts like a sieve



poo collects in the pit and must be removed



Hence its more convenient to have an alternate pit



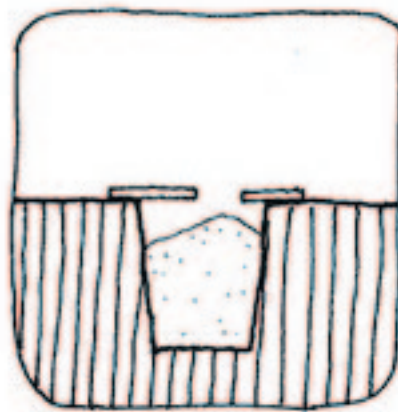
Soak pits don't work with hard, rocky ground



And shouldnt be used in high groundwater areas



Soak pits can also be abandoned when full



So when the first pit is full of poo,



Simply dig one close by



And plant a tree in the first!
first!




Now the second pit can be used regularly



So while you poo, fruits grow beautifully in front of you!

UDDT from the chapter "Hardware"



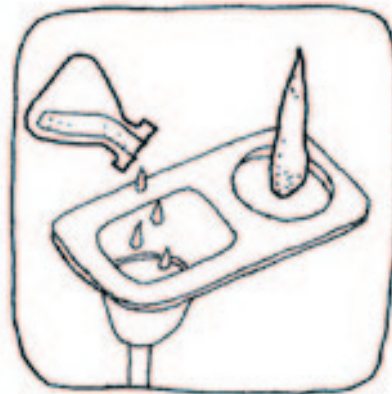
Mummy nature has given us separate pipes



With good reason too: Pee is safe. Poo isn't!



So why mix it up in the toilet?



Keep things simple and separate!



We sit/squat as usual.
The pan separates!



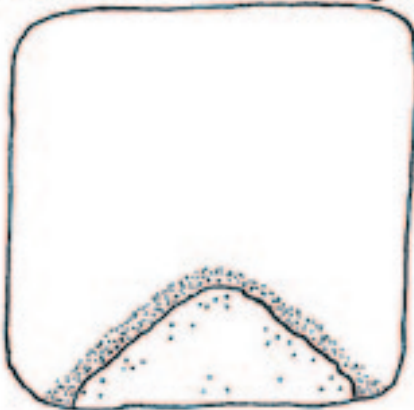
Satisfied, we throw in a handful of cover material



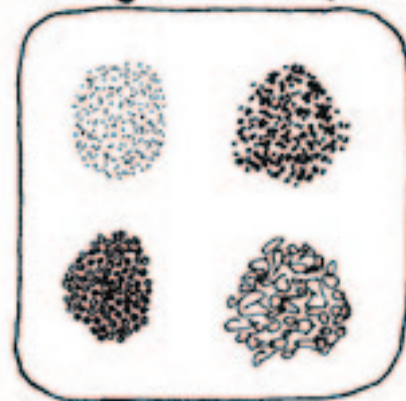
The pee is collected or percolated into the ground



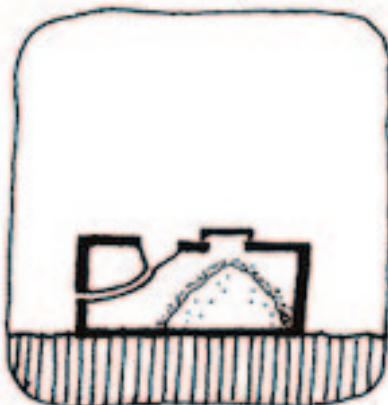
And we can wash/wipe away from the poo



The cover material avoids odours and helps dry the poo



Ash, dry leaves, mud, husk are all good cover materials



When the tank is full, the poo is isolated for a year



After which it is safe to be removed manually



It doesn't stink one bit,
and doesn't look gross!



We can compost the same and
apply on the fields!




Such a toilet also saves
oodles of water!



And can be built even in rocky
areas



Since it isolates the
poo, it's ideal for flood
prone areas

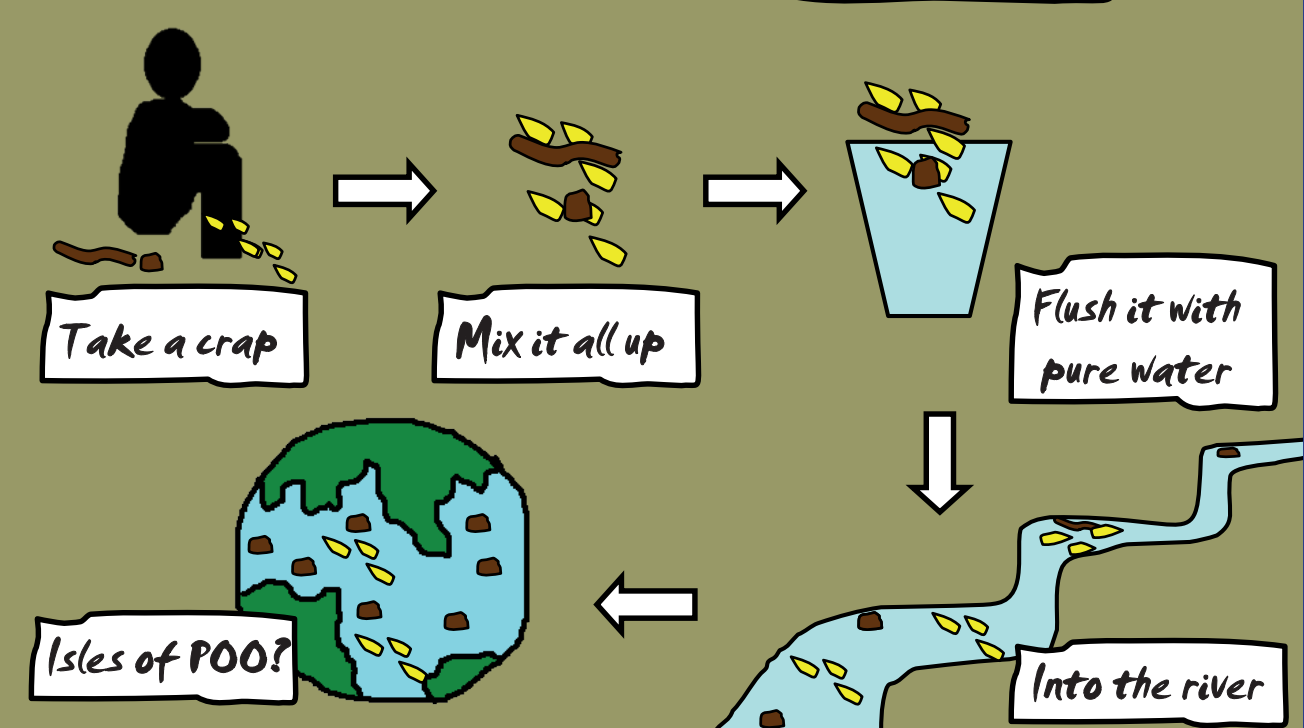


It is called a Urine Diversion
Dehydration Toilet. A UDDT!

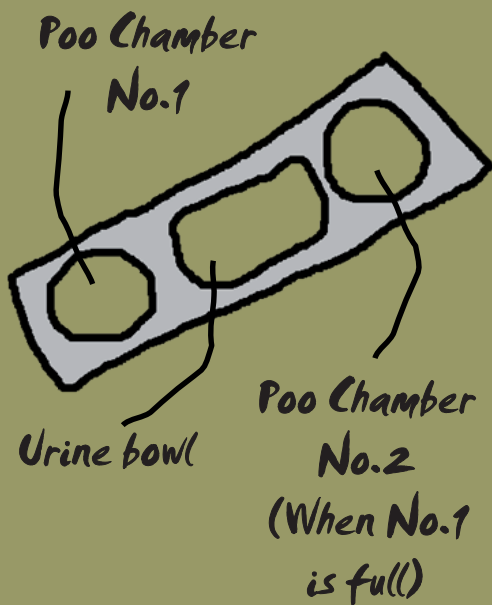

Toilet by Sourabh Phadke



Currently, this is the "sophisticated" procedure opted for sanitation systems:



Utter crap eh? Let's take a look at how a UDD toilet would work instead...



A UDDt source separates the pee & poo (along with the wash water), which can then be treated separately before reuse. The faeces are sanitised by containing and desiccating them in the tanks below. The urine can be stored and used on dilution or percolated directly along with the wash water.

*The urine bowl remains the same, a separate wash bowl may be provided.